


THE STORYBOOK KNIGHT

by Helen Docherty & Thomas Docherty

ACTIVITY KIT



Story Time Read-Aloud

Join Leo on his brave quest to spread the love of reading all throughout the kingdom!

1. Print out nametags (found on page 2) and have the students fill theirs in.
2. Invite everyone to sit on the floor.
3. Ask the group what they think it means to be a Storybook Knight. Can they guess what the book will be about?
4. Read through the story once, uninterrupted, focusing on the flow of the rhyming scheme.
5. Introduce the group to Leo, the story's main character.
 - a. Ask readers what they know about Leo. What are some of his character traits?
 - b. Leo is a knight. What does being a knight mean? What are some traits of knights?
6. After reading the story in its entirety, go back to the beginning and pause at the following pages for further discussion.
 - a. Pages 3–4: Why do you think Leo's parents want him to fight? Do you think they're wrong? Why or why not?
 - b. Page 5: Leo packs a stack of books for his adventure. What books would you take on an adventure?
 - c. Pages 15–16: How did Leo convince the griffin and troll not to fight? Why do you think they liked the books Leo read them?
 - d. Pages 19–20: Leo thinks the dragon is very scary when he first sees him. Why did Leo think that? Was his first impression correct?
 - e. At the end of the book, ask readers to present their favorite stories. Have them explain why they are their favorite books.



books.sourcebooks.com/the-storybook-knight
www.sourcebooks.com/library
@JabberwockyKids
@SBKSLibrary



HELLO! My name is _____



**The Storybook
Knight**



HELLO! My name is _____



**The Storybook
Knight**



HELLO! My name is _____



**The Storybook
Knight**



HELLO! My name is _____



**The Storybook
Knight**



HELLO! My name is _____



**The Storybook
Knight**



HELLO! My name is _____



**The Storybook
Knight**



HELLO! My name is _____



**The Storybook
Knight**



HELLO! My name is _____




**The Storybook
Knight**



THE STORYBOOK KNIGHT

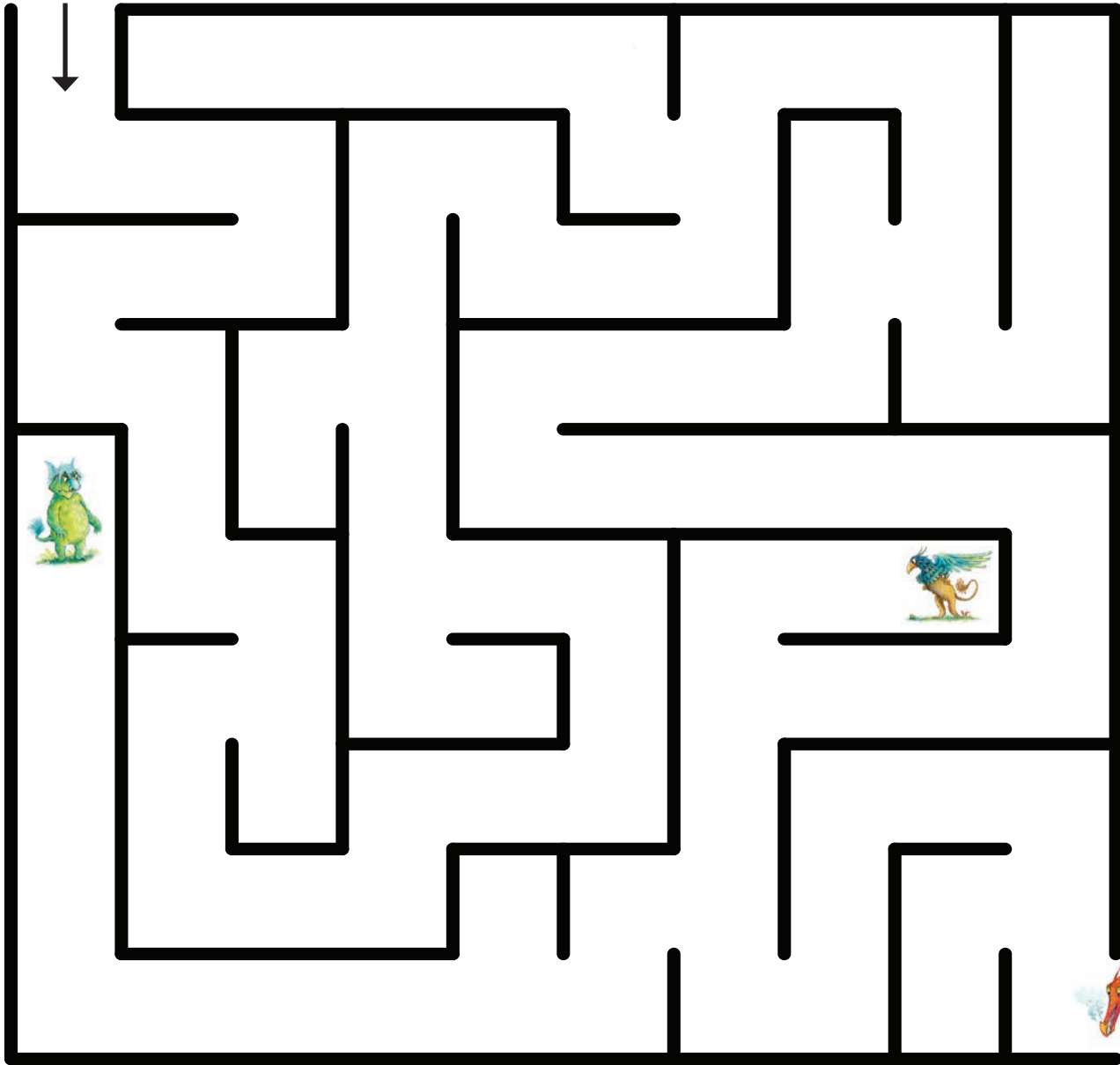
by Helen Docherty & Thomas Docherty

ACTIVITY KIT



Start

Follow the maze to help Leo share his book with the dragon!



End





books.sourcebooks.com/the-storybook-knight
www.sourcebooks.com/library
@JabberwockyKids
@SBKSLibrary

THE STORYBOOK KNIGHT

by Helen Docherty & Thomas Docherty

ACTIVITY KIT

Use your
imagination to bring
color back to Leo
and the dragon!




books.sourcebooks.com/the-storybook-knight
www.sourcebooks.com/library
@JabberwockyKids
@SBKSLibrary

THE STORYBOOK KNIGHT

by Helen Docherty & Thomas Docherty

ACTIVITY KIT



The Storybook Knight Code of Honor

To be a Storybook Knight, you must follow the code of honor below.

Read each point out loud, then brainstorm three more as a group! What other traits or values do you think are important?

- Be Gentle in Thought and Word and Deed
- Be Kind to Every Creature
- Bravely Encounter Fearsome Foes
- Always Stay True to Myself
- Believe in the Power of Books
- Remember: A Story Is Mightier than a Sword

- ---
- ---
- ---

Congratulations! Once you have completed the code of honor, you're officially a Storybook Knight!

Print out an official Certificate of Knighthood on the next page for each student, and have them fill in their names.



books.sourcebooks.com/the-storybook-knight
www.sourcebooks.com/library
@JabberwockyKids
@SBKSLibrary



Certificate of Knighthood

Sourcebooks Jabberwocky Knights Thee

An Official Member of Leo's Storybook Knights



www.books.sourcebooks.com/the-storybook-knight

Make a Knight Shield

MATERIALS: cardstock or cardboard, pencil (optional), scissors, decorating materials

Print this shield outline on cardstock and cut it out. Or print and cut out the outline, trace onto a piece of cardboard, and cut the cardboard into a shield shape.

STORYBOOK
KNIGHT

Decorate your
shield to make it
your very own!



books.sourcebooks.com/the-storybook-knight
www.sourcebooks.com/library
@JabberwockyKids
@SBKSLibrary

